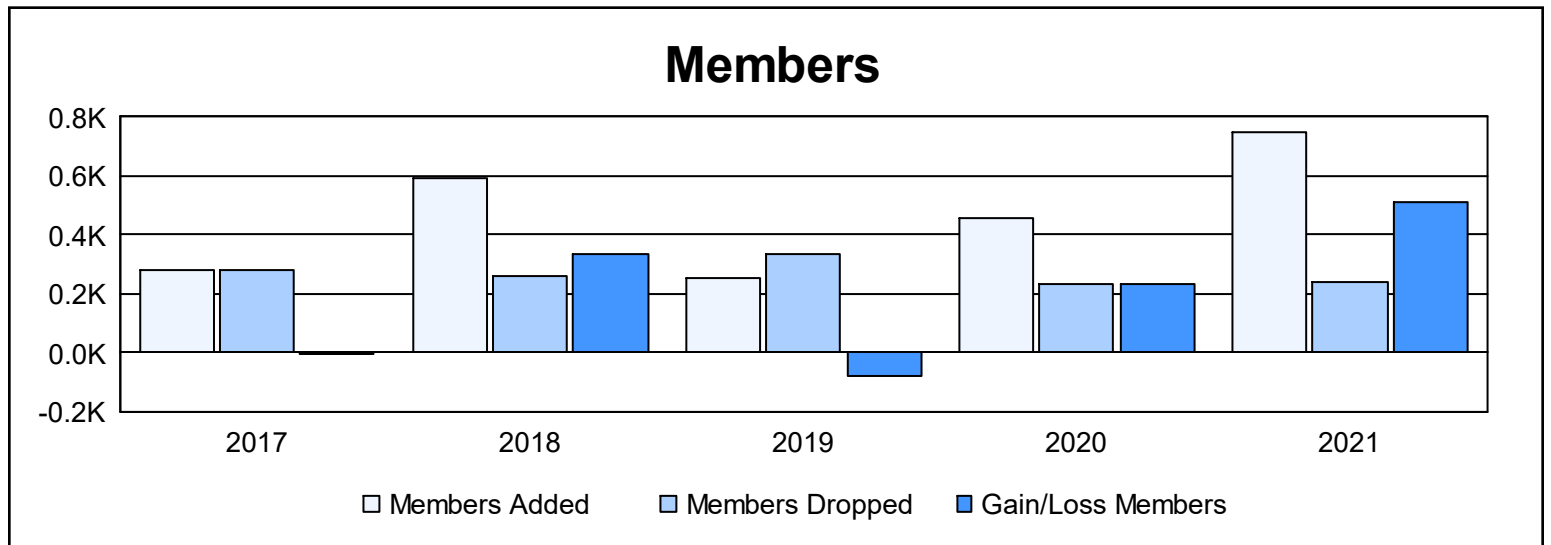
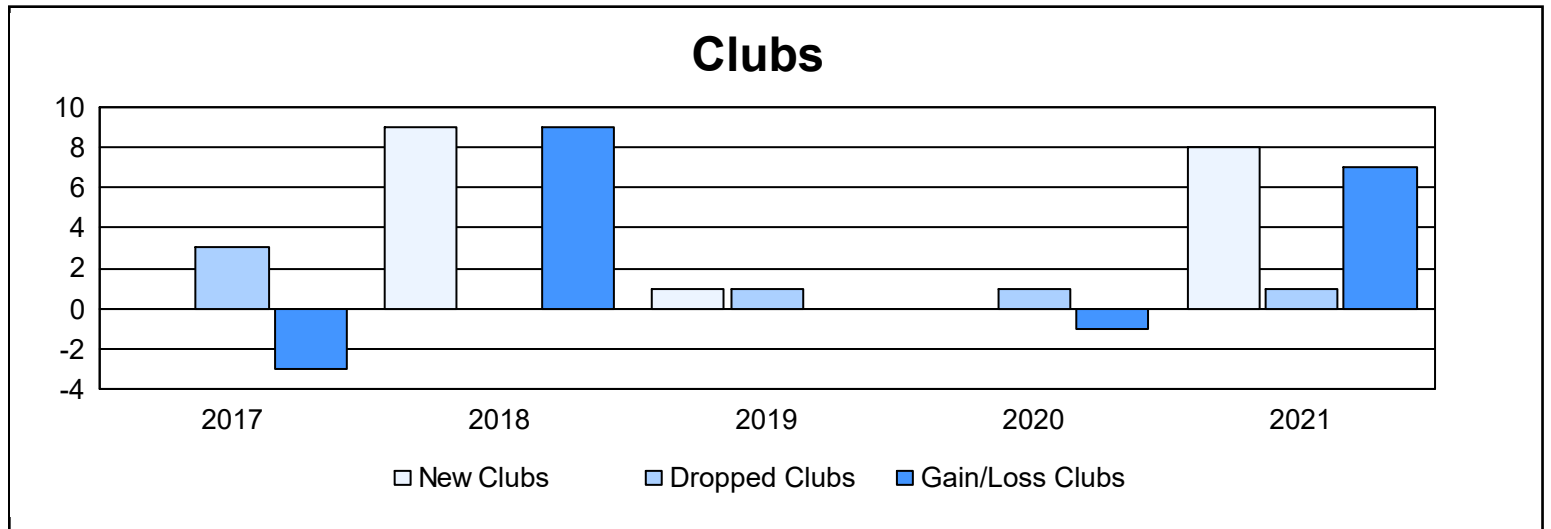
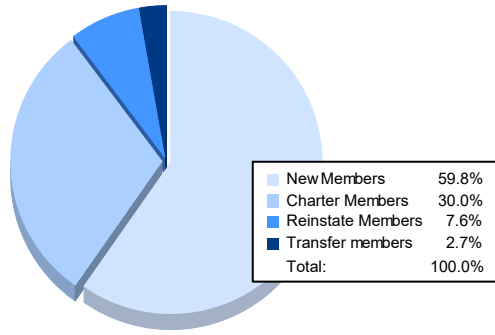


Year	New Clubs	Dropped Clubs	Gain/ Loss Clubs	New Members	Charter Members	Reinstate Members	Transfer Members	Total Member Added	Total Members Dropped	Gain/ Loss Members
2016-2017	0	3	-3	233	12	25	9	279	282	-3
2017-2018	9	0	9	345	229	5	15	594	258	336
2018-2019	1	1	0	201	45	4	2	252	333	-81
2019-2020	0	1	-1	374	34	51	1	460	230	230
2020-2021	8	1	7	449	225	57	20	751	242	509
<b>Average</b>	<b>4</b>	<b>1</b>	<b>2</b>	<b>320</b>	<b>109</b>	<b>28</b>	<b>9</b>	<b>467</b>	<b>269</b>	<b>198</b>



### Membership Composition June 2021 Cumulative



### Gender Composition June 2021 Cumulative

